
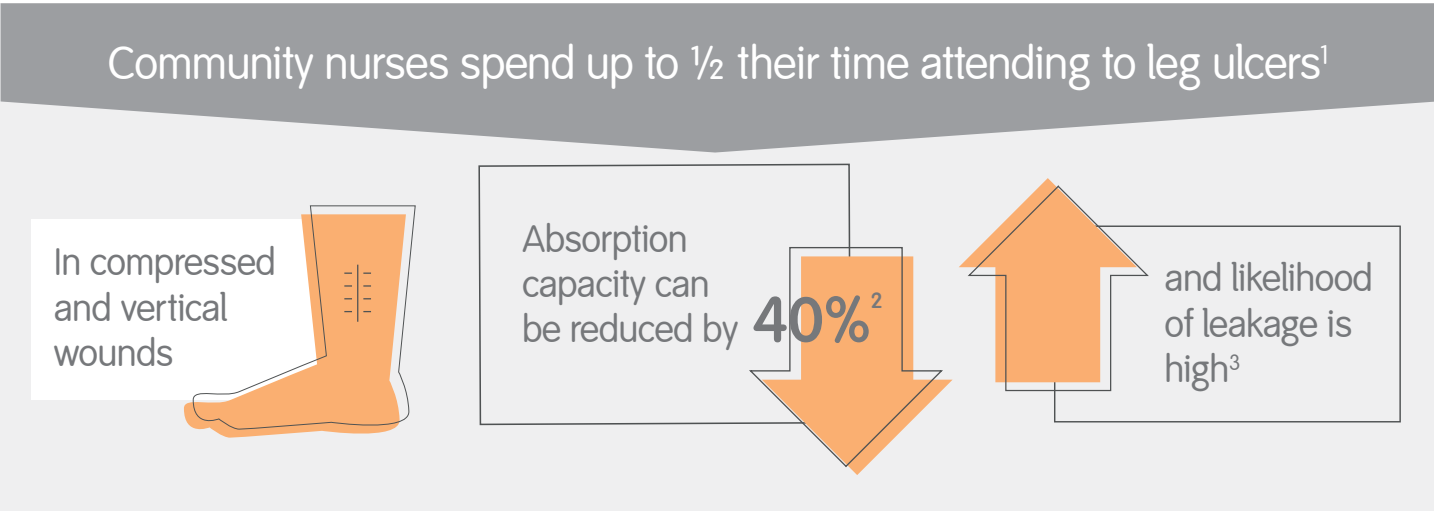


Healing delayed by leakage and poor exudate handling takes its toll

 Constantly checking dressings for fear of leakage damaging the peri-wound is time-consuming and frustrating for clinicians.






This increases dressing changes, escalating costs and time due to more expensive and cumbersome compression bandage changing




In the UK **1 in 170 adults** presented with a VLU in a year^{*4}

 We understand the need for a dressing that gives you the confidence to manage exudate and not leak and are committed to helping you optimise your time and resource for maximum patient benefit

^{*}In the study year 2012/2013 the number of diagnosed venous leg ulcers was 278 000.



Introducing...

 **1: Advanced absorption⁵**

Under compression[†]
ALLEVYN LIFE Non-Bordered:

- Absorbs 48% more fluid vs Mepilex™ XT^{‡,††,6}
- Retains 93% of fluid absorbed
Mepilex XT only retains 73%^{‡,††,7}
- Absorbs viscous exudate⁸
- Absorbs vertically^{†††,9}

‡on average

 **2: Longer wear
Fewer changes^{††††}**


- **34%** reduction in frequency of dressing changes¹⁰
- **49%** longer average wear time than clinicians' usual dressing¹⁰
- **6** nurse visits saved per month ^{‡,10}

‡on average

[†] Suitable for use under compression ^{††} Based on *in vitro* data ^{†††} Based on proven performance on wound model data ^{††††} In ALNB product pilot evaluation with 29 patients vs clinicians' usual dressings

ALLEVYN[◇] LIFE Non-Bordered Foam dressing

Five layer structure designed with **instant fluid lock technology** to absorb, then lock-in instantly⁵



Current available sizes

S&N code	Size	Carton
66801748	10.5cmx10.5cm	10 sterile dressings
66801749	16cmx16cm	10 sterile dressings
66801751	10cmx20cm	10 sterile dressings

Each layer of ALLEVYN[◇] LIFE Non-Bordered is designed with a specific purpose:

Opaque pink film helps **prevent bacterial strikethrough** and aids in the dressing being showerproof ^{*,11,12}

Polyethylene net provides **structure and integrity** for the dressing

Hyper-absorbent, lateral wicking fleece layer **locks-in fluid**, reducing risk of leakage^{11,13}

2mm layer of ALLEVYN polyurethane foam **moves fluid away from wound and peri-wound** into lock-away layer^{**,,11}

Perforated silicone wound contact layer is **suitable for fragile skin**^{14,15}



Coming soon... three **NEW** sizes

S&N code	Size	Carton
66801747	5.5cmx5.5cm	10 sterile dressings
66801750	21cmx21cm	10 sterile dressings
66801752	20cmx50cm	2 sterile dressings

^{*} When used with appropriate secondary retention ^{**} Topfilm switches to become more permeable in the presence of fluid



How much time have you spent checking dressings for leaks this week?

ALLEVYN[◇] LIFE

Non-Bordered Foam Dressing



3: Advanced exudate lock-in⁵

- Retains 93% of absorbed fluid^{†,□,7}
- Locks harmful excess exudate away from the skin^{11,13}
- Minimizes risk of maceration^{□□,16,17}

[†]on average



4: Nurtures skin health

- Promotes faster healing due to the moist wound environment^{□□,16,17}
- Non-adherent to the wound^{16,17}

Easy to apply¹⁵

- Cuttable and conformable^{14,18}
- Soft low tack silicone aids application^{16,17}

□ Based on *in vitro* data
□□ Claims to be removed for the USA

Different for a reason



ALLEVYN[◇] LIFE Non-Bordered Foam Dressing

Designed to:

- absorb – even vertically^{†††,9}
- lock in exudate^{11,13}
- minimise the risk of skin damage^{16,17}

Five layer conformable¹⁴ shape that:

- is cuttable¹⁸
- can be used under various secondary retention to dress a variety of wounds

Clinicians tell us,^{††††} vs their previous dressing, ALLEVYN LIFE Non-Bordered:



- managed exudate better in 84% of patients¹⁰
- had better fluid handling capacity in 70% of patients¹⁰
- managed leaks better in 64% of patients¹⁰
- performed better in 65% of patients¹⁰

After trying ALLEVYN LIFE Non-Bordered, **77%** of clinicians would continue to use it¹⁰

34% fewer dressing changes¹⁰

What could you achieve in the time you may save?

Smith & Nephew
Croxley Park
Building 5, Lakeside
Hatters Lane, Watford
Hertfordshire
WD18 8YE
T +44 (0) 1923 477100
F +44 (0) 1923 477101

www.smith-nephew.com/uk

[†]Trademark of Smith & Nephew
All Trademarks acknowledged
©February 2018 Smith & Nephew
13460

Supporting healthcare professionals

1. Simon DA *et al.*, (2004) Management of venous leg ulcers. *BR Med J* 328 (7452): 1358 – 62 2. Körber A, Weindorf M, Dissemmond J. Exudate management capacity of modern dressings for the therapy of ulcerus cruris venosum under compression therapy (Exsudatmanagement-kapazität moderner Wundauflagen für die Therapie des Ulcus cruris venosum unter Kompressionstherapie). *Der Hautarzt*. 2008;59(11):904-911. 3. Thomas S, Munro H, Twigger W. The effects of gravity on the fluid-handling properties of wound dressings covered with compression bandages: Results of a pilot laboratory investigation. *Wounds*. 2014;26(9):255-263. 4. Health economic burden that wounds impose on the National Health Service in the UK Julian F Guest, Nadia Ayoub, Tracey McIlwraith, Jeoma Uchegbu, Alyson Gerrish, Diana Weidlich, Kathryn Vowden, Peter Vowden, *BMJ*, vol 5, Issue 12, 2008. 5. Smith & Nephew R&D Report Version 2 RD17/09/v2 – Technical description of dressing mode of action of ALLEVYN LIFE Non-Bordered 6. Smith & Nephew Data on File DS17.530.R Comparison of fluid absorption under compression between ALLEVYN LIFE Non-Bordered and Mepilex XT 7. Smith & Nephew Data on File DS17.599.R.1 Comparison of fluid retention under compression of ALLEVYN LIFE Non-Bordered and of Mepilex XT 8. Smith & Nephew Data on File DS.16.334.v2 ALLEVYN LIFE Non-Bordered Fluid Uptake Testing 9. Smith & Nephew Data on File DS.16.469.R ALLEVYN LIFE Non-Bordered Vertical Wound Model. 10. Smith & Nephew Data on File 171103.10.20-22 Pilot study data summary 11. Smith & Nephew Data on File DS.16.328.R v2 ALLEVYN LIFE Non-Bordered physical testing 12. Smith & Nephew Data on File 1611018 Bacterial barrier testing of ALLEVYN LIFE Non-Bordered using modified wet/dry conditions 13. Smith & Nephew Data on File DS.16.470.R ALLEVYN LIFE Non-Bordered horizontal wound model 14. Smith & Nephew R&D Report RD.17.047 – ALLEVYN LIFE Non-Bordered Flexibility and Conformability 15. Weedon. F (2016) ALLEVYN LIFE Non-Bordered Human Factors summary 16. Rossington *et al* (2013) Clinical performance and positive impact on patient wellbeing of ALLEVYN LIFE. *WOUNDS UK*. Vol 9. No. 4 17. Fairlamb D. (2017) ALLEVYN LIFE Non-Bordered Clinical Claims Supporting Statement (ALLEVYN LIFE Non-Bordered) 18. Smith & Nephew Data on File DS16/429/R Shedding when cut – Testing on ALLEVYN LIFE Non-Bordered and DURAFIBER dressings

^{†††} Based on proven performance on wound model data ^{††††} In ALNB product pilot evaluation with 29 patients

Your performance under pressure

Could worrying about chronic wound dressings leaking under compression and thus damaging the peri-wound cost you valuable time constantly checking under multiple dressings?

Helping you get closer to zero waste of healthcare resources
www.smith-nephew.com/allevyn

 **smith&nephew**
ALLEVYN[◇] LIFE
NON-BORDERED
Foam Dressing



Supporting healthcare professionals